

TEL. 9554725, 55110031

PABX-575,

Mail: fxdeal@janatabank-bd.com

Exchange Rate Circular - 134

EFFECTIVE DATE: 28 Jul 2021

JANATA BANK LIMITED

TREASURY DEPT.(FRONT OFFICE)

HEAD OFFICE, DHAKA

INDICATIVE ONLY: Rates may vary in the

same day

For Previous Rate Sheet Click

<https://goo.gl/URA0t4>

DATE : 28 Jul 2021

Wednesday

A) CROSS RATE OF SYD, TOK, HKG &amp; S.E ASIAN MARKETS AS ON 28/07/2021

	GBP/USD	EUR/USD	USD/JPY	USD/C.DLR	USD/S.FRA	AUD/USD
SELLING	1.3880	1.1825	109.7600	1.2484	0.9142	0.7420
BUYING	1.3879	1.1824	109.7800	1.2484	0.9146	0.7420

B) JANATA BANK LTD'S CASH CURRENCY &amp; T.C TO PUBLIC TK PER UNIT OF FOREIGN CURRENCY

SELLING	CURRENCY	BUYING	SELLING	CURRENCY	BUYING
86.9000	US Dollar	84.5000	23.5000	Saudi Riyal	20.7000
117.4000	G. B. Pound	111.4000	24.0000	UAE. Dirham	21.5000
103.6000	Euro	100.0000	20.8000	MAL.Ringit	18.0000
63.5329	Aus. Dollar	54.0829	1.2400	Indian Rupee	1.1500

BE SAME AS SELLING T.T.&amp; O.D AND BUYING O.D. TRANSFER

SELLING		NAME OF CURRENCY	BUYING			
T.T.& O.D.	B.C.		T.T.CLEAN	T.T.DOC	O.D.SIGHT EXP.BILLS	O.D. TRANSFER
84.9500	84.9500	US Dollar	84.2000	84.1500	84.1000	83.9000
119.9907	120.1324	G. B. POUND	116.3884	116.2135	115.9704	115.5073
102.4984	102.7338	EURO	98.6202	97.9638	97.8215	97.6292
0.7972	0.8035	JP.YEN	0.7701	0.7633	0.7620	0.7117
70.0479	70.2260	CAN.DLR	68.6304	68.5528	68.3448	67.6912
94.3624	94.5247	SWISS.FRANC	92.8744	92.6760	92.5757	92.0376
223.0000	223.0000	OMANIAN RIYAL	219.1501	211.9164	211.2743	203.0454
11.2500	11.4017	H.K.DLR	10.8919	10.8804	10.8486	10.8168
63.3731	66.0856	SING.DLR	62.3235		61.0756	57.3520
2.6069	2.6113	THI.BAHT	2.5739		2.5637	2.5562
20.2789	20.2983	MAL.RINGIT	20.0284		19.9487	19.8903
23.3010	23.3092	UAE.DIRHAM			22.9816	22.9975
22.8152	22.8732	SAUDI RIYAL			22.5055	22.4400
20.5000	21.8563	QATAR RIYAL				19.0000
280.2367	287.5918	KUWAIT DINAR				251.0000
224.7528	225.0000	BAHRAIN DINAR				216.0355
13.5107	14.1111	CHINESE YUAN				12.5000

D) USANCE RATE:	30 DAYS	60 DAYS	90 DAYS	120 DAYS	150 DAYS	180 DAYS
US Dollar	83.5988	83.1077	82.6165	82.1253	81.6342	81.1430
G. B. POUND	115.2915	114.6125	113.6426	113.2547	112.5757	111.8968
EURO	97.2462	96.6709	95.8491	95.5204	94.9451	94.3698

E) FORWARD RATE:		1 MONTH	2 MONTHS	3 MONTHS	6 MONTHS	1 YEAR
SELLING	US Dollar	85.5270	85.8040	86.1309	87.3119	0.0000
BUYING	US Dollar	84.6053	85.0604	85.3158	86.5315	0.0000


F) NFCD INTT RATE, EFFECT ON: 16.07.2021 To 31.07.2021	1 MONTH	3 MONTHS	6 MONTHS	12 MONTHS
US Dollar	0.08342	0.13391	0.15175	0.24152
G. B. POUND	0.05275	0.07656	0.09888	0.19564
EURO	0.00000	0.00000	0.00000	0.00000


G) LIBOR AS ON 27/07/2021, 60 DAYS 0.11038 90 DAYS 0.12963 180 DAYS 0.15850


H) INDICATIVE RATE OF 01 SDR, USD WITH NTL, CUR OF ACU MEMBERS AS IMF RATE 16/07/2021	IN.RS	N.RS	SL.RS	PK.RS	BD TK	USD
USD 1	74.6232	111.3247	177.1034	136.1198	84.5800	
SDR 1	106.1644	158.3787	251.9603	193.6540	120.3297	1.4227


IN CASE OF AUS. DOLLAR CASH RATE WILL BE USED FOR T.T ALSO

Rates mentioned in row C, D, E and F are applicable only for bank's own customers.

  
Md. Nur Islam  
PO  
Prepared By

  
Syeda Hasinatul Jannat  
SPO  
Checked By

  
Shipra Biswas  
AGM  
Authorized Signature

  
Md. Yakut Mia  
DGM  
Authorized Signature